

## NRA Basic Pistol Course for Women Only June 13 & 20, 2009

We had so much fun with this class! The students were wonderful, and asked some really good questions, including some that made us look at a couple of things in a new way. We used the Student-Coach method, and it worked great! The instructors were right on the ball and fun (and wonderful, too).

Our exam average was 97.466, with six 100s, three 98s, four 96s, one 94, and one 90. (The question missed most often was what a misfire is. I send letters to the students after the class, containing a wallet-sized card and another explanation of the question(s) they missed, so I'm pretty sure they understand now.)

Photos of the class were all taken by Beth Elliott. The students gave permission to use the photos, but many of them asked that their names not be used so that they wouldn't turn up in a search engine, so none of the student or full instructor names are given.

The first photo is the start of class in the a.m. There were 16 students, so at least a couple must have still been in the kitchen getting coffee. The "Welcome to the Class and MWSA" powerpoint screen was up, and class was about to begin.



Note: there aren't photos of each section, though I hope we will have those in future classes.

Also, some of the photos are very dark (no flash used to keep from distracting the whole class), so I lightened them enough to see, which can make them look washed out a bit, like the one of Paul and his excellent visual aids, here on the left.

Below is a panoramic view of the class on the range for the first time. Beth took two photos and I pieced them together, so no, there were not three sets of twins in the class. :o)

From here on, this will mostly be just a collage with a few notations. Enjoy! ~el

*P.S. To all of you who have been waiting to see this, I'm sorry it has taken so long. As you no doubt know, we all live in interesting times and are way too busy.*

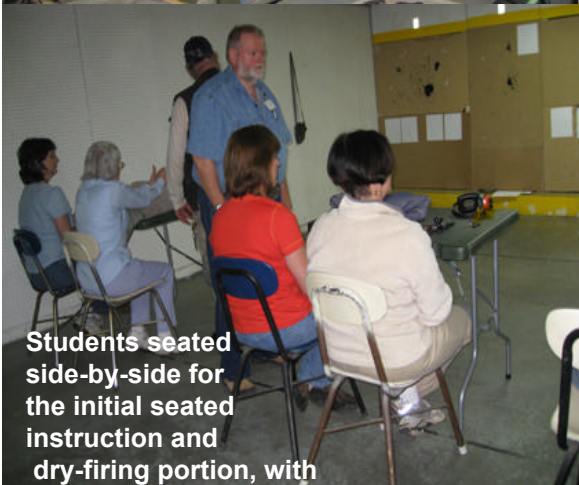


*continued...*

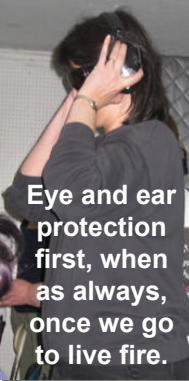


Instructor Ron matching hand size to grip size with Instructor Rich looking on.

Norm and Sarah instructing and sharing during the initial seated phase. We all learn from each other all the time if we're wise - which of course we are!



Students seated side-by-side for the initial seated instruction and dry-firing portion, with Instructor John standing.



Eye and ear protection first, when as always, once we go to live fire.



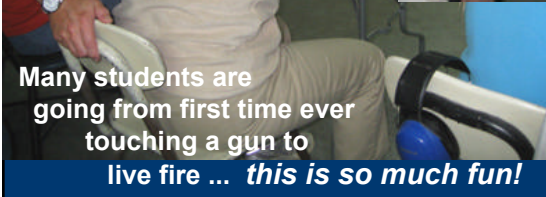
We love it when students ask lots of questions! That's what we're here for, after all. And believe me, our ladies did not disappoint!



Student coach standing, student shooting seated beside their instructor Sarah.



Cock the hammer, get a firm grip and press the trigger straight back. Yes! Lookin' good!




Many students are going from first time ever touching a gun to live fire ... *this is so much fun!*

The lady in the red shirt is terrified of guns and is here to conquer that fear and learn how to handle and shoot firearms safely, so that she can finally enjoy shooting sports with her husband.



We never knew if she would bolt during breaks - I don't think she knew, either.



Hey! we did good!

Yes. they did!

*there's more...*



Hard work, concentration, enthusiasm, and dedication ... all readily visible here.



These photos are mostly from Day 2, which includes more safety and basics instruction, standing shots, and firing from greater distances.



Ron shows the students how to score their targets (and keeps an eye out for prospective Bullseye shooters). <Ahem> Please check out that target. Our students and instructors are the BEST!





I have to admit that this is my favorite photo of all.

The student on the right is the one who was so terrified of guns that we (and she) never knew if she would be there when we turned around.

Her partner in the student/coach team (consisting of two students and an instructor) certainly helped by being helpful, supportive, and positive. That's how it's supposed to work, and it did!

While I give out hand-strengthening squeeze balls, chocolates, and hugs as needed during the course, I also award a prize at the very end to one student based on most improved, best shot, or some combination of things.

I thought, and the rest of the class agreed, that she should win the prize for having the guts to not only finish the course, but to maintain a cheerful - if sometimes shaky - attitude, and to do really well, too.

Folks, this is why we do it. It's why we volunteer to spend our time, resources, and sore feet to run these classes. That photo above documents not only her personal victory, but is a tangible reward for every NRA Instructor at MWSA and elsewhere.

I would like to take this opportunity to thank all of the instructors and helpers again. Guys and gals, ***YOU ROCK!***

\* *The prize is a bottle of O.P.I. nail polish in "Pistol Packin' Pink." ;o)*